

LifeAct[®] is a 17 amino acids long fragment of a protein originating from *Saccharomyces cerevisiae*, which comprises an actin-binding domain. This marker can be used in various eukaryotic cells to stain filamentous actin (F-actin). Used in living cells it is perfectly labeling the highly dynamic F-actin and moreover, does not interfere with cellular processes.

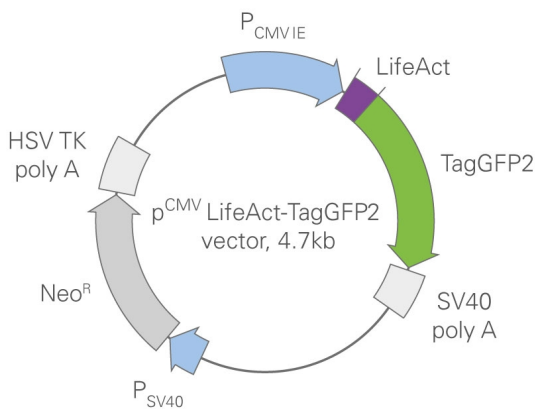
Vector Description

p^{CMV}-LifeAct[®]-TagGFP2 is a mammalian expression vector encoding LifeAct[®]-TagGFP2 fusion protein. The vector can be used for fluorescent labeling of the actin cytoskeleton in various living cells. TagGFP2 codon usage is optimized for high expression in mammalian cells, i.e. humanized [Haas et al., 1996]. Actin-binding domain of the yeast protein Abp140 is fused to the TagGFP2 N-terminus [Riedl et al., 2008]. For more information on the reporter please visit www.evrogen.com. p^{CMV}-LifeAct[®]-TagGFP2 vector can be used as a source of LifeAct[®]-TagGFP2 hy-

brid sequence. The vector backbone contains unique restriction sites that permit its excision and further insertion into expression vector of choice (XhoI, NotI).

The vector backbone also contains immediate early promoter of cytomegalovirus (P_{CMVIE}) for protein expression and SV40 polyadenylation signals (SV40 poly A) for proper processing of the 3' end of the reporter mRNA. SV40 early promoter (P_{SV40}) provides neomycin resistance gene (Neo^R) expression to select stably transfected eukaryotic cells using G418. Neo^R gene is linked with herpes simplex virus (HSV) thymidine kinase (TK) polyadenylation signals.

Specifications



Location of Features

P_{CMVIE}: 1-589
 Enhancer region: 59-465
 TATA box: 554-560

LifeAct[®]: 619-669

TagGFP2
 Startcodon: 691-693
 Stopcodon: 1406-1408

SV40 early mRNA polyadenylation signal
 Polyadenylation signals: 1560-1565 & 1589-1594
 mRNA3'ends: 1598 & 1610

SV40 early promoter
 Enhancer (72-bp tandem repeats): 2286-2357 & 2358-2429
 21-bp repeats: 2433-2453, 2454-2474 & 2476-2496
 Early promoter element: 2508-2514

Neomycin resistance gene (Neo[®])
 Neomycin phosphotransferase coding sequences:
 Startcodon: 2637-2639
 Stopcodon: 3429-3431

Herpes simplex virus (HSV) thymidine kinase (TK)
 polyadenylation signal
 Polyadenylation signals: 3667-3672 & 3680-3685

TagGFP2 Fluorescence

Ex. _{max}	483 nm
Em. _{max}	506 nm
Find more information on www.evrogen.com .	

Packaging and Storage

Amount	20 µg dissolved in 40 µl TE
Concentration	500 ng/µl
Shipping conditions	+2 - 8°C
Storage conditions	-20°C*
Shelf life	Under proper storage conditions as indicated on vial.

*Avoid repeated freeze and thaw cycles.

Expression in Mammalian Cells

p^{CMV}-LifeAct[®]-TagGFP2 can be transfected into mammalian cells by any known transfection method. CMV promoter provides strong, constitutive expression of the LifeAct[®]-TagGFP2 fusion in eukaryotic cells. If required, stable transformants can be selected using G418 [Gorman, 1985].

Propagation in *E. coli*

Suitable host strains for propagation in *E. coli* include DH5alpha, HB101, XL1-Blue, and other general purpose strains. Plasmid incompatibility group is pMB1/ColE1. The vector confers resistance to kanamycin (30 µg/ml) to *E. coli* hosts. Copy number in *E. coli* is about 500.

References


- Gorman, High efficiency gene transfer into mammalian cells. In DNA cloning: A Practical Approach, Vol. II. Ed. D. M. Glover. (IRL Press, Oxford, U.K.), 1985: 143–90
- Haas et al., Codon usage limitation in the expression of HIV-1 envelope glycoprotein. *Curr Biol*, 1996, 6 (3): 315–324
- Riedl et al., LifeAct: a versatile marker to visualize F-actin. *Nature Methods*, 2008, 5 (7): 605–607

Note:

The vector sequence has been compiled using the information from sequence databases, and published literature, together with partial sequences obtained by ibidi. This vector has not been completely sequenced.

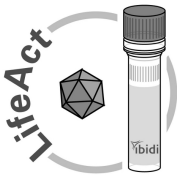
Ordering Information

LifeAct[®] Plasmids



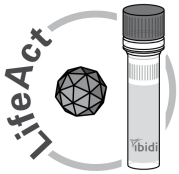
Cat. No.	Description	Amount
60101	p ^{CMV} -LifeAct [®] -TagGFP2: plasmid, ready to use, 500 ng/μl	20 μg
60102	p ^{CMV} -LifeAct [®] -TagRFP: plasmid, ready to use, 500 ng/μl	20 μg
60106	p ^{CAG} -LifeAct [®] -TagGFP2: plasmid, ready to use, 500 ng/μl	20 μg
60107	p ^{CAG} -LifeAct [®] -TagRFP: plasmid, ready to use, 500 ng/μl	20 μg

LifeAct[®] Adenoviral Vectors




Cat. No.	Description	Amount
60121	rAV ^{CMV} -LifeAct [®] -TagGFP2: adenoviral vector, ready to use, 1 × 10 ¹⁰ IU/ml	1 × 10 ⁹ IU
60122	rAV ^{CMV} -LifeAct [®] -TagRFP: adenoviral vector, ready to use, 1 × 10 ¹⁰ IU/ml	1 × 10 ⁹ IU

LifeAct[®] Lentiviral Vectors



Cat. No.	Description	Amount
60141	rLV ^{Ubi} -LifeAct [®] -TagGFP2: lentiviral vector, ready to use, 1 × 10 ⁷ TU/ml	1 × 10 ⁶ TU
60142	rLV ^{Ubi} -LifeAct [®] -TagRFP: lentiviral vector, ready to use, 1 × 10 ⁷ TU/ml	1 × 10 ⁶ TU

LifeAct[®] Cell Lines



Cat. No.	Description	Amount
40101	HT-1080 LifeAct [®] -TagGFP2: HT-1080 cells expressing LifeAct [®] -TagGFP2	5 × 10 ⁵ cells

Notice to Purchaser

Evrogen Fluorescent Proteins TagGFP2 and TagRFP

This product is for internal non-commercial research use only. No rights are conveyed to modify or clone the gene encoding fluorescent protein contained in this product. The right to use this product specifically excludes the right to validate or screen compounds. For information on commercial licensing, contact Evrogen Licensing Department, email: license@evrogen.com.

LifeAct[®] Product and its Variants

Use of these products and product applications are covered by european and foreign patents and patents pending.

All names containing the designation [®] are registered with the Office for Harmonization in the Internal Market and the U.S. Patent and Trademark Office.

Not-For-Profit Entities: Orders may be placed in the normal manner by contacting your local representative or ibidi Customer Service at +49 (0)89/520 4617 0. At its discretion, ibidi grants Not-For-Profit Entities a non-exclusive, personal, limited license to use this product for non-commercial life science research use only. Such license specifically excludes the right to sell or otherwise transfer this product, its components or derivatives thereof to third parties. No modifications to the protein coding sequence may be made without express written permission from ibidi. Any other use of this product requires a license from ibidi. For-Profit Entities wishing to use this product are required to obtain a license from ibidi. For license information, please contact a licensing representative by email at licensing@ibidi.com.

For research use only!

Further technical specifications can be found at www.ibidi.com. For questions and suggestions please contact us by e-mail info@ibidi.de or by telephone +49 (0)89/520 4617 0. All products are developed and produced in Germany.

© ibidi GmbH, Am Klopferspitz 19, 82152 Martinsried, Germany.